

Totaal CO2 Verbruik per groep 2020

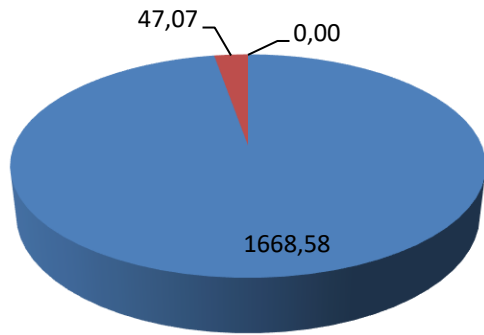
Datum: 1-3-2021
Kenmerk: Erm/CO2
Versie: 1.0

| | CO2 Equivalent | CO2 percentage |
|--------------------------|----------------|----------------|
| Verwarming pand | 4,129728 | 0,24% |
| Airco | 0 | 0,00% |
| Transport eigen | 248,342584 | 14,48% |
| Groot materieel | 1415,424206 | 82,50% |
| Klein materieel | 0,42333504 | 0,02% |
| Smering | 0 | 0,00% |
| Gassen | 0,261825 | 0,02% |
| Stroom | 12,3988 | 0,72% |
| Groene stroom | 0 | 0,00% |
| Transport prive zakelijk | 34,668536 | 2,02% |
| Papier | 0 | 0,00% |
| Drinkwater | 0 | 0,00% |
| Afvalwater | 0 | 0,00% |
| BSA ASI | 0 | 0,00% |
| BSA Verbranding | 0 | 0,00% |
| BA ASI | 0 | 0,00% |
| BA Verbranding | 0 | 0,00% |
| Huishoudelijk afval | 0 | 0,00% |
| Glas | 0 | 0,00% |
| GFT | 0 | 0,00% |
| Papier en karton | 0 | 0,00% |
| Olieafval | 0 | 0,00% |

| | Waarden | Perc. |
|---------|---------|--------|
| Scope 1 | 1668,58 | 97,26% |
| Scope 2 | 47,07 | 2,74% |
| Scope 3 | 0,00 | 0 |

Kwantificering energiestromen in ton

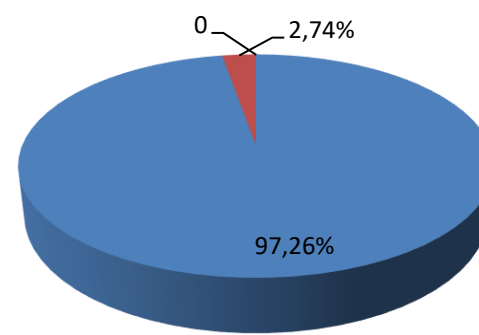
CO₂



- Scope 1
- Scope 2
- Scope 3

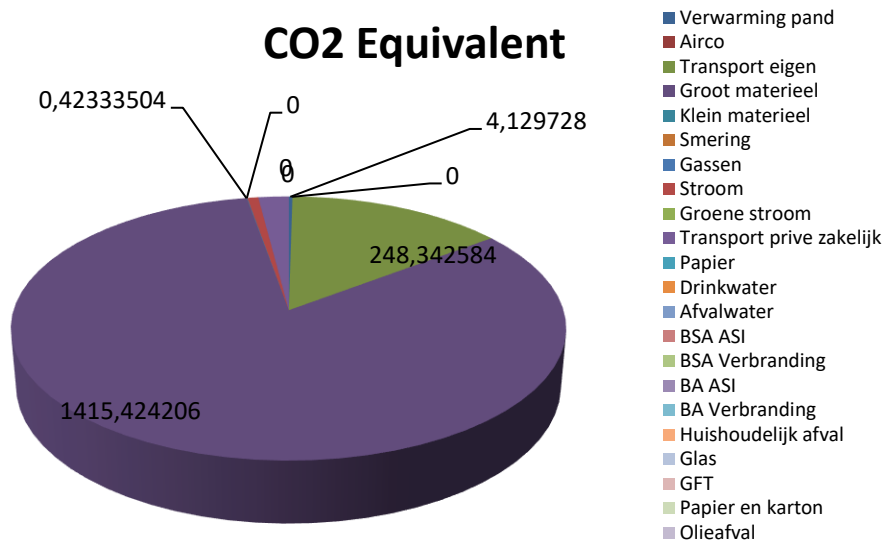
Kwantificering energiestromen in percentage

percentage



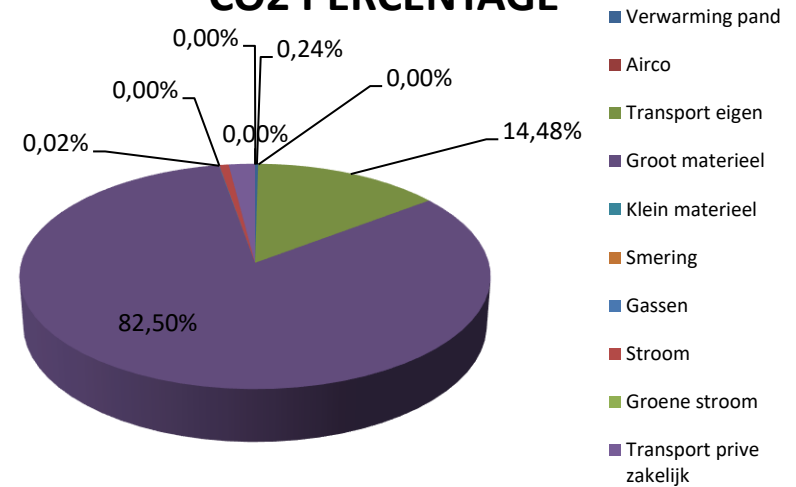
- Scope 1
- Scope 2
- Scope 3

CO2 Equivalent



- Verwarming pand
- Airco
- Transport eigen
- Groot materieel
- Klein materieel
- Smering
- Gassen
- Stroom
- Groene stroom
- Transport prive zakelijk
- Papier
- Drinkwater
- Afvalwater
- BSA ASI
- BSA Verbranding
- BA ASI
- BA Verbranding
- Huishoudelijk afval
- Glas
- GFT
- Papier en karton
- Oliefafval

CO2 PERCENTAGE



- Verwarming pand
- Airco
- Transport eigen
- Groot materieel
- Klein materieel
- Smering
- Gassen
- Stroom
- Groene stroom
- Transport prive zakelijk