

## Totaal CO2 Verbruik per groep 2019

	CO2 Equivalent	CO2 percentage
Verwarming pand	5,97996	0,36%
Airco	0	0,00%
Lassen	0	0,00%
Transport eigen	81,2632793	4,89%
Groot materieel	1527,24736	91,97%
Klein materieel	1,426301	0,09%
Smering	11,117205	0,67%
Stroom	13,637437	0,82%
Groene stroom	0	0,00%
Transport prive zakelijk	19,87419	1,20%
Papier	0	0,00%
Drinkwater	0	0,00%
Afvalwater	0	0,00%
BSA ASI	0	0,00%
BSA Verbranding	0	0,00%
BA ASI	0	0,00%
BA Verbranding	0	0,00%
Huishoudelijk afval	0	0,00%
Glas	0	0,00%
GFT	0	0,00%
Papier en karton	0	0,00%
Olieafval	0	0,00%

	Waarden	Perc.
Scope 1	1627,03	97,98%
Scope 2	33,51	2,02%
Scope 3	0,00	0,00%

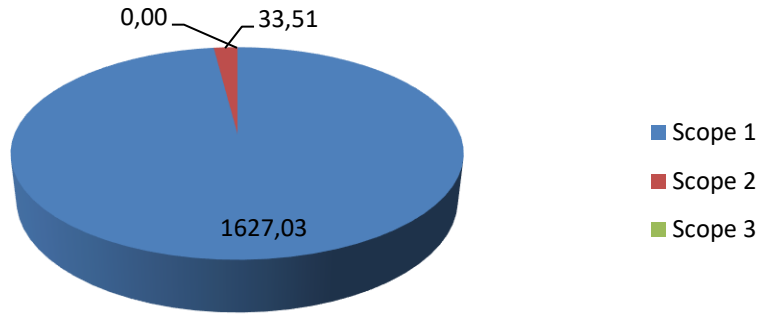
Datum: 2-3-2020

Kenmerk: Erm/CO2

Versie: 1.0

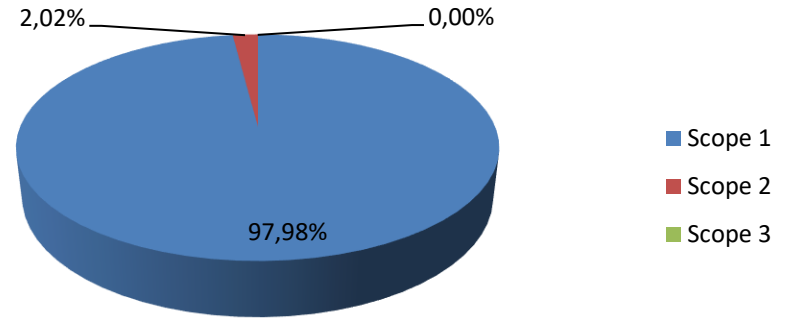
### Kwantificering energiestromen in ton

CO<sub>2</sub>

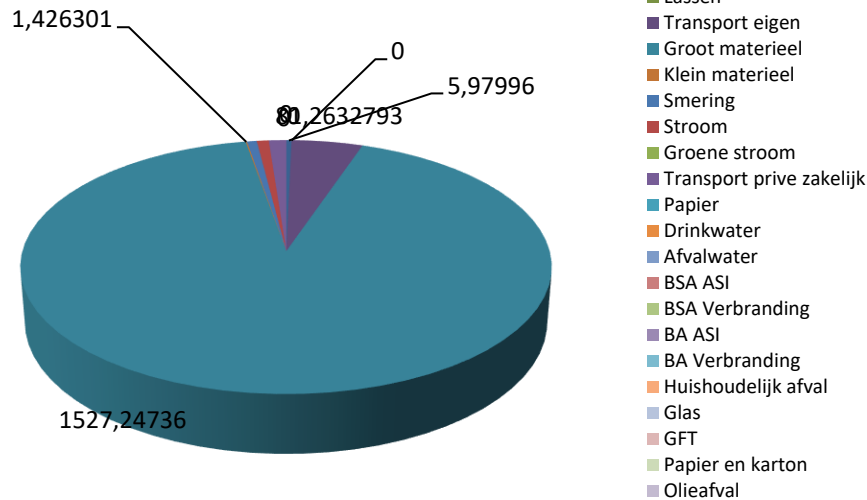


### Kwantificering energiestromen in percentage

percentage



### CO2 Equivalent



### CO2 PERCENTAGE

